

Appendix 2

Epping Forest LCTS Consultation 2016/17

Respondents: 256 displayed, 256 total **Status:** Open
Launched Date: 27/8/2015 **Closed Date:** 11/10/2015
Display:

Active Report Filters: None Active.

Note: "(skipped this question)" can mean that the question was skipped, or that the user closed the browser without saving the page.

1. The basis of the current Local Council Tax Support scheme is that it is 'self funding' so costs the same as the amount of Government grant the Council receives. Do you agree that the Council should continue with a scheme, which is, as far as possible, self-funding?

	Response Total	Response Percent	Points	Avg
No responses were entered for this question.				
Yes	36	86%	n/a	n/a
No	3	7%	n/a	n/a
Don't know	3	7%	n/a	n/a
Total Respondents		42		
(skipped this question)		214		
View conditional responses (if applicable)				<input type="button" value="view"/>

2. Do you think we should adopt any of the following options to help fund the scheme? Please select one answer for each source of funding

	Yes	No	Don't know	Response Total	Points	Avg
<input type="button" value="view"/> Increase the level of Council Tax	48.84% (21)	44.19% (19)	6.98% (3)	43	n/a	n/a
<input type="button" value="view"/> Use the Council's reserves	34.88% (15)	51.16% (22)	13.95% (6)	43	n/a	n/a
<input type="button" value="view"/> Reduce the funding available for other Council Services	30.23% (13)	55.81% (24)	13.95% (6)	43	n/a	n/a
Total Respondents				43		
(skipped this question)				213		
View conditional responses (if applicable)						<input type="button" value="view"/>

3. If the Council were to partly or fully fund the shortfall in the scheme what would be your order of preference? Please rank in order of preference (1, 2, or 3), where 1 is

Appendix 2

the option you most prefer and 3 being the least preferred option

	1	2	3	Response Total	Points	Avg
view Increase the level of Council Tax	41.86% (18)	25.58% (11)	32.56% (14)	43	n/a	n/a
view Use the Council's reserves	34.88% (15)	41.86% (18)	23.26% (10)	43	n/a	n/a
view Reduce the funding available for other Council Services	30.23% (13)	23.26% (10)	46.51% (20)	43	n/a	n/a
Total Respondents				43		
(skipped this question)				213		
View conditional responses (if applicable)						view

4. Please use the space below to make any other comments you may have about how the council should fund the scheme:

View responses to this question		view
Total Respondents		3
(skipped this question)		252

5. Thinking about Option 1 (Reducing the maximum level of support), do you agree with the principle of every working age person having to make a minimum payment? (One answer only)

	Response Total	Response Percent	Points	Avg
View responses to this question				
Yes	32	80%	n/a	n/a
No	7	18%	n/a	n/a
Don't know	1	2%	n/a	n/a
Total Respondents		40		
(skipped this question)		216		
View conditional responses (if applicable)				view

6. If you do agree, what level of minimum payment do you think should be applied?

	Response Total	Response Percent	Points	Avg
View responses to this question				

Appendix 2

23%		4	11%	n/a	n/a
25%		16	44%	n/a	n/a
30%		5	14%	n/a	n/a
Don't know		4	11%	n/a	n/a
Other, please specify % view		7	19%	n/a	n/a
Total Respondents			36		
(skipped this question)			220		
View conditional responses (if applicable) view					

7. Comments:

View responses to this question view	
Total Respondents	3
(skipped this question)	253

8. Thinking about Option 2 (The Minimum Income Floor for the Self Employed), do you agree with the principle?

	Response Total	Response Percent	Points	Avg
View responses to this question view				
Yes	31	78%	n/a	n/a
No	6	15%	n/a	n/a
Don't know	3	8%	n/a	n/a
Total Respondents		40		
(skipped this question)		216		
View conditional responses (if applicable) view				

9. Please use the space below to make any other comments you have about the Council's preferred options:

View responses to this question view	
Total Respondents	2
(skipped this question)	254

10. Please use the space below if you would like the Council to consider other options:

View responses to this question view	
--	--

Appendix 2

Total Respondents	2
(skipped this question)	254

11. If you have any further comments to make regarding the Council Tax Reduction scheme please use the space below

View responses to this question view	
Total Respondents	1
(skipped this question)	255

12. Please provide the first line of your postcode:

View responses to this question view	
Total Respondents	26
(skipped this question)	230

13. Does your name appear on the Council Tax Bill for your household?

	Response Total	Response Percent	Points	Avg
View responses to this question view				
Yes	24	75%	n/a	n/a
No	8	25%	n/a	n/a
Total Respondents		32		
(skipped this question)		224		
View conditional responses (if applicable) view				








14. Does your household receive Local Council Tax Support?

	Response Total	Response Percent	Points	Avg
View responses to this question view				
Yes	0	0%	n/a	n/a
No	32	100%	n/a	n/a
Not sure	0	0%	n/a	n/a
Total Respondents		32		
(skipped this question)		224		

Appendix 2

View conditional responses (if applicable) [view](#)



15. Please select all the descriptions below that best describes your household:

		Response Total	Response Percent	Points	Avg
View responses to this question view					
A family with one or two dependent children		12	32%	n/a	n/a
A family with three or more children		2	5%	n/a	n/a
A lone parent household		2	5%	n/a	n/a
A carer		0	0%	n/a	n/a
A household with full and/or part time workers		12	32%	n/a	n/a
A household that includes someone who is disabled		1	3%	n/a	n/a
A single person household or a couple without children		2	5%	n/a	n/a
None of the above		3	8%	n/a	n/a
Don't know		0	0%	n/a	n/a
Total Respondents			37		
(skipped this question)			219		
View conditional responses (if applicable) view					

16. Where did you hear about this consultation?

View responses to this question view	
Total Respondents	16
(skipped this question)	240

17. Are you:

		Response Total	Response Percent	Points	Avg
View responses to this question view					
Male		12	40%	n/a	n/a
Female		16	53%	n/a	n/a

Appendix 2

Prefer not to say		2	7%	n/a	n/a
Other, please specify		0	0%	n/a	n/a
Total Respondents			30		
(skipped this question)			226		
View conditional responses (if applicable)					view

18. Age:

		Response Total	Response Percent	Points	Avg
View responses to this question					view
24 years or below		3	10%	n/a	n/a
25 - 34		6	20%	n/a	n/a
35 - 44		3	10%	n/a	n/a
45 - 54		10	33%	n/a	n/a
55 - 64		6	20%	n/a	n/a
65 years or above		2	7%	n/a	n/a
Total Respondents			30		
(skipped this question)			226		
View conditional responses (if applicable)					view



19. Do you have any long-standing illness, disability or infirmity? (Long-standing means anything that has troubled you over a period of time or that is likely to affect you over a period of time)

		Response Total	Response Percent	Points	Avg
View responses to this question					view
Yes		8	27%	n/a	n/a
No		22	73%	n/a	n/a
Total Respondents			30		
(skipped this question)			226		
View conditional responses (if applicable)					view







20. If yes, does this illness or disability limit your activities in any way?

		Response Total	Response Percent	Points	Avg
--	--	-----------------------	-------------------------	---------------	------------

Appendix 2

View responses to this question view					
Yes		3	14%	n/a	n/a
No		18	86%	n/a	n/a
Total Respondents			21		
(skipped this question)			235		
View conditional responses (if applicable) view					

21. Ethnicity:

	Response Total	Response Percent	Points	Avg	
View responses to this question view					
White English/Scottish/Welsh		23	77%	n/a	n/a
White Irish		2	7%	n/a	n/a
Any Other White Background		2	7%	n/a	n/a
Black or Black British African		0	0%	n/a	n/a
Black or Black British Caribbean		0	0%	n/a	n/a
Any Other Black background		0	0%	n/a	n/a
Mixed White/Black Caribbean		0	0%	n/a	n/a
Mixed White/Black African		0	0%	n/a	n/a
Any Other Mixed Background		1	3%	n/a	n/a
Asian or Asian British Indian		1	3%	n/a	n/a
Asian or Asian British Pakistani		0	0%	n/a	n/a
Asian or Asian British Bangladeshi		0	0%	n/a	n/a
Any other Asian Background		0	0%	n/a	n/a
Chinese		0	0%	n/a	n/a
Arab		0	0%	n/a	n/a
Other, please specify view		1	3%	n/a	n/a
Total Respondents		30			
(skipped this question)		226			
View conditional responses (if applicable) view					


22. What is your religion?

	Response Total	Response Percent	Points	Avg
--	-----------------------	-------------------------	---------------	------------

Appendix 2

View responses to this question view					
No religion		13	43%	n/a	n/a
Christian		15	50%	n/a	n/a
Jewish		0	0%	n/a	n/a
Muslim		1	3%	n/a	n/a
Buddhist		0	0%	n/a	n/a
Sikh		0	0%	n/a	n/a
Hindu		0	0%	n/a	n/a
Any other religion view		1	3%	n/a	n/a
Total Respondents			30		
(skipped this question)			226		
View conditional responses (if applicable) view					

23. Do you consider yourself to be ...?

	Response Total	Response Percent	Points	Avg	
View responses to this question view					
Heterosexual or straight		26	87%	n/a	n/a
Bisexual		0	0%	n/a	n/a
Gay or Lesbian		1	3%	n/a	n/a
Prefer not to say		3	10%	n/a	n/a
Other, please specify		0	0%	n/a	n/a
Total Respondents			30		
(skipped this question)			226		

Additional Comments

4 Please use the space below to make any other comments you may have about how the council should fund the scheme:

1

I understand EFDC to have quite healthy reserves (in relation to other Authorities) and feel these should be used in the first instance, until the economy is in a better place. Many people not entitled to LCTS are also feeling the pinch and I do not think a rise in council tax would be fair, or popular, particularly given that we have seen reduction in services such as street lighting, reduced bin collections, poor road conditions. (I appreciate ECC are responsible for street lighting/roads - but one must think about perceptions)

2

Increasing Council Tax will just mean even more funding is needed to cover the shortfall for people on Council Tax Support

3

Apply additional restrictions against entitlement to Local Council Tax Support and reduce the number of exemptions available on council tax

7 Comments:

1

Other taxpayers shouldn't pay

2

Everyone should contribute something to society and running of our district. I also think that pensioners should have to pay.

3

I do not believe the savings should primarily come from the people on the lower incomes, what about increasing the council tax for people in the higher banded properties.

9 Please use the space below to make any other comments you have about the Council's preferred options:

1

Everyone should pay council tax, everyone should pay something towards their council tax. No one should be fully subsidised by everyone else. Benefits are not taxed whilst minimum wage is, therefore even on benefits they should pay something.

2

I have made my comments based on being a resident here, I live in Waltham Abbey. In addition, I work for the Authority, and so feel I have a good grasp of some of the financial issues people face, and also people's attitudes. I think people should be encouraged to pay something towards the running of the place we live, but think we should go further and extend that to pensioners as those on benefit actually have more disposable income than working/non working families.

10 Please use the space below if you would like the Council to consider other options:

- 1 Include child benefit as income
- 2 I feel that the current climate will improve in time and the need to cut LCTS support will become lesser in time. I feel that our reserves could meet some of that demand, rather than just making cuts to our services. Nobody wants to see libraries close etc.

11 If you have any further comments to make regarding the Council Tax Reduction scheme please use the space below

- 1 I am definitely in favour of assuming the living wage for all self employed persons. There are a lot of people that claim to be self employed doing the bear minimum as its a means to claim working tax credit. If a person is genuinely setting up a business in order to prosper, they are not going to just work 16 hours per week. Equally if the business is not making money after a year, then it would not make sense for the business to continue. The rules around this have been abused for years and people have said they earn next to nothing but have continued the business.